



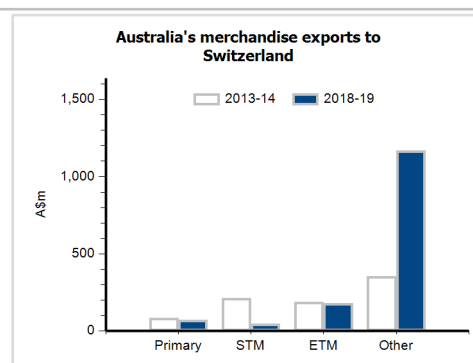
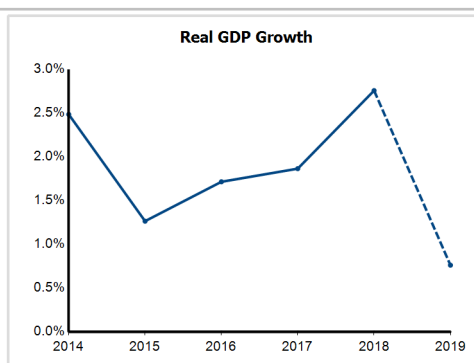
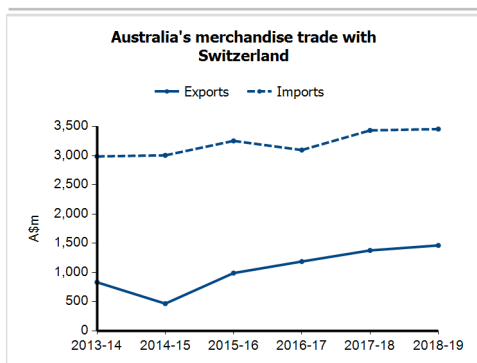
## General information

<b>Capital:</b>	Berne
<b>Land area:</b>	39,516 sq km
<b>Official language(s):</b>	German, French, Italian, Romansch
<b>Population:</b>	8.5 million (2018)
<b>Currency:</b>	Swiss franc

**Head of State and Head of Government** HE  
Federal President Ms Simonetta Sommaruga

## Economic indicators (a)

	2014	2015	2016	2017	2018	2019
<b>GDP (US\$b) (current prices)</b>	709.5	679.7	671.4	680.0	705.5	715.4
<b>GDP per capita (US\$)</b>	87,159.8	82,511.3	80,629.2	80,763.6	83,161.9	83,716.8
<b>GDP PPP (Int'l \$b)</b>	480.2	491.3	504.9	524.0	551.5	565.6
<b>GDP per capita PPP (Int'l \$)</b>	58,988.4	59,637.8	60,632.9	62,231.1	65,009.8	66,196.1
<b>Real GDP growth (% change yoy)</b>	2.5	1.3	1.7	1.9	2.8	0.8
<b>Current account balance (US\$b)</b>	60.5	76.4	63.2	45.4	72.2	68.4
<b>Current account balance (% GDP)</b>	8.5	11.2	9.4	6.7	10.2	9.6
<b>Inflation (% change yoy)</b>	0.0	-1.1	-0.4	0.5	0.9	0.6
<b>Unemployment (% labour force)</b>	3.0	3.2	3.3	3.1	2.5	2.8



## Australia's trade and investment relationship with Switzerland (b)

Australian merchandise trade with Switzerland, 2018-19 (A\$m)	Total share	Rank	Growth (yoy)	
Exports to Switzerland	1,464	0.4%	23rd	6.2%
Imports from Switzerland	3,457	1.1%	18th	0.7%
Total merchandise trade (exports + imports)	4,921	0.7%	21st	2.3%

### Major Australian exports, 2018-19 (A\$m)

Gold	1,161
Medicaments (incl veterinary)	67
Meat (excl beef), f.c.f.	36
Silver & platinum	27

### Major Australian imports, 2018-19 (A\$m)

Medicaments (incl veterinary)	737
Watches & clocks	515
Aircraft, spacecraft & parts	325
Pharm products (excl medicaments)	316

### Australia's trade in services with Switzerland, 2018-19 (A\$m)

	Total share	Rank	Growth (yoy)	
Exports of services to Switzerland	1,100	1.1%	19th	9.2%
Imports of services from Switzerland	914	0.9%	23rd	14.5%

### Major Australian services exports, 2018-19 (A\$m)

Transport	354
Personal travel excluding education	259

### Major Australian services imports, 2018-19 (A\$m)

Charges for the use of intellectual property nie	353
Transport	164

### Australia's investment relationship with Switzerland, 2018 (A\$m)

	Total	FDI
Australia's investment in Switzerland	26,515	399
Switzerland's investment in Australia	47,909	10,144

## Switzerland's global merchandise trade relationships

### Switzerland's principal export destinations, 2018

1 Germany	15.3%
2 United States	13.2%
3 China	9.7%
20 Australia	0.9%

### Switzerland's principal import sources, 2018

1 Germany	20.7%
2 United Kingdom	9.5%
3 Italy	7.6%
36 Australia	0.4%